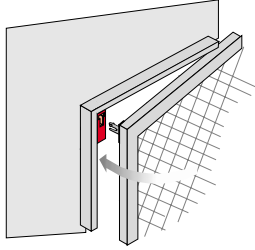


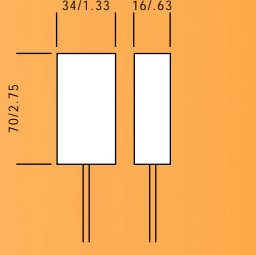

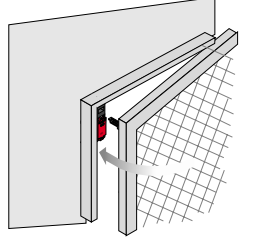


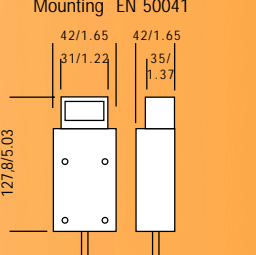

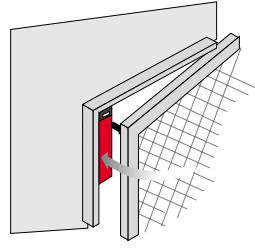

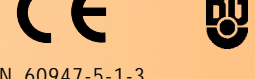
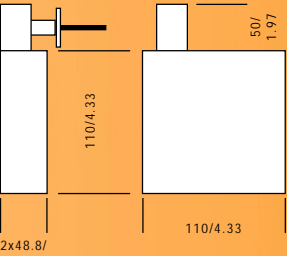

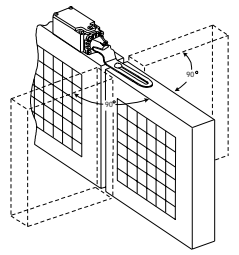

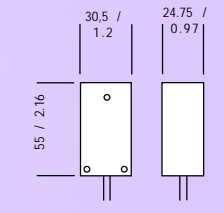

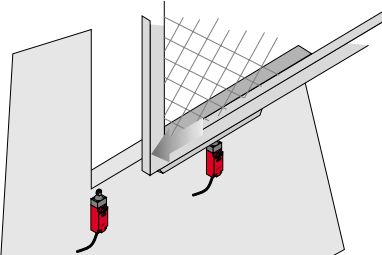

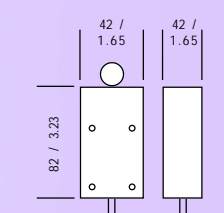

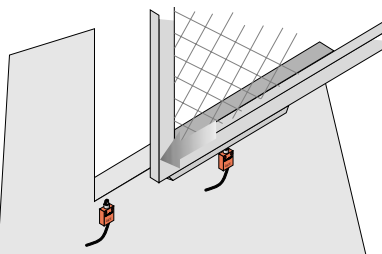

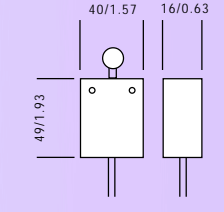


Key operated Safety Interlock Switches for Gate Monitoring

TYPICAL APPLICATIONS		FUNCTIONS	CONTACTS	APPROVALS	FEATURES	DIMENSIONS in mm/in	
 <p>Miniature safety key interlock switch</p>	<ul style="list-style-type: none"> Door control for: <ul style="list-style-type: none"> - Electronic assembly - Packaging / wrapping - Printing 	<ul style="list-style-type: none"> Key operated guard for door interrupt 	<ul style="list-style-type: none"> Slow action <ul style="list-style-type: none"> . 1NC + 1NO . 2NC 	  <p>EN 60947-5-1-3</p>	<ul style="list-style-type: none"> Compact design Side or top key entry Prewired or connectorized Through wiring option (dual connector) Positive opening Sealing IP 67, NEMA 1, 12, 13 Low energy contact version available 	 <p>Mounting holes 22 mm / 0.86 in</p>	 <p>GKM</p>
 <p>Dual entry key operated safety interlock switch</p>	<ul style="list-style-type: none"> Key operated switch for: <ul style="list-style-type: none"> - Sliding guard doors and screens - Protective covers or enclosures with hinge, or removable 	<ul style="list-style-type: none"> Key operated guard for door interrupt 	<ul style="list-style-type: none"> Slow action <ul style="list-style-type: none"> . 1NC + 1NO (BBM)⓪ . 2NC . 2NC + 2NO . 3NC + 1NO . 4NC Snap action <ul style="list-style-type: none"> . 1NC + 1NO 	  <p>EN 60947-5-1-3</p>	<ul style="list-style-type: none"> Harsh duty design Side or top key entry 4 key styles Single and dual LED indicator versions Sealing IP 67 - NEMA 4 Operating temperature: <ul style="list-style-type: none"> -25 °C to 85 °C / -13 °F to 185 °F Galvanically isolated contacts Positive opening Low energy contact version available 	 <p>Mounting EN 50041 Mounting holes 30 mm x 60 mm / 1.18 in x 2.36 in</p>	 <p>GK</p>
 <p>Dual entry solenoid key operated safety interlock switch</p>	<ul style="list-style-type: none"> Locking key operated switch for: <ul style="list-style-type: none"> - machines where instant stop is not possible - Presses - Metal working - Machine tool - Automotive plant floor 	<ul style="list-style-type: none"> Key operated door interlock with solenoid locking capability 	<ul style="list-style-type: none"> Slow action <ul style="list-style-type: none"> . 1NC + 1NO (BBM)⓪ . 2NC . 2NC + 2NO . 3NC + 1NO 	  <p>EN 60947-5-1-3</p>	<ul style="list-style-type: none"> Harsh duty design Side or top key entry Separate contact blocks control key entry and solenoid status Solenoid power to lock or unlock key Sealing IP 68 - NEMA 6 Double LED indicator Large range of solenoid voltages available Positive opening Low energy contact version available 	 <p>Mounting holes 2x48.8 / 2x1.92</p>	 <p>GKR/L</p>

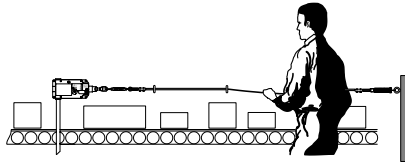

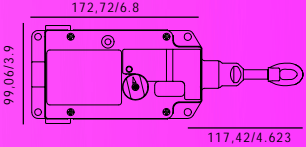

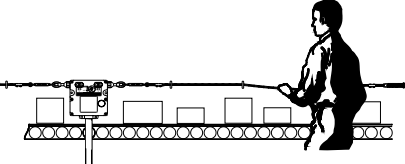

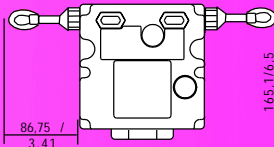



⓪BBM : Break before Make

Safety Electromechanical Switches for Gate Monitoring

TYPICAL APPLICATIONS		FUNCTIONS	CONTACTS	APPROVALS	FEATURES	DIMENSIONS in mm/in		
Hinge Mounted Safety Limit Switch 	<ul style="list-style-type: none"> Dual direction access doors Access doors with space limitations Applications where tampering is a concern and internal mounting is desired 	<ul style="list-style-type: none"> Hinge Mounted Electromechanical switch with positive opening 	<ul style="list-style-type: none"> Slow action <ul style="list-style-type: none"> 1NC + 1NO (BBM)ⓐ 2NC 2NC + 1NO 4NC 2NC + 2NO (BBM)ⓐ 3NC + 1NO (BBM)ⓐ Snap action <ul style="list-style-type: none"> 1NC + 1NO 	 EN 60947-5-1-3	<ul style="list-style-type: none"> Choice of zinc die-cast or plastic housings IP 66 - NEMA 1, 4, 12, 13 Positive opening Operating temperature: -25 °C to +85 °C / -13 °F to 185 °F Low energy contact version available 	 Mounting holes 22 mm / 0.86 in	GSS HINGE 	
Global Safety Switch 	<ul style="list-style-type: none"> Door control for: <ul style="list-style-type: none"> Machines-tools Wood machinery Automatic assembling machines 	<ul style="list-style-type: none"> Electromechanical switch with positive opening 	<ul style="list-style-type: none"> Slow action <ul style="list-style-type: none"> 1NC + 1NO (MBB)ⓑ 2NC 2NC + 1NO (BBM)ⓐ 2NC + 2NO (BBM)ⓐ 3NC + 1NO (BBM)ⓐ 4NC Snap action <ul style="list-style-type: none"> 1NC + 1NO 2NC + 2NO 2NC + 2NO sequential 		 EN 60947-5-1-3	<ul style="list-style-type: none"> Different housing sizes Harsh duty design Modular Sealing IP 67 - NEMA 1, 4, 12, 13 Operating temperature: -25 °C to 85 °C / -13 °F to 185 °F Galvanic isolated contacts Sequential contacts Positive opening Low energy contact version available 	 Mounting holes 30 mm x 60 mm / 1.18 in x 2.36 in	GSS 
Miniature Safety Electromechanical Switch 	<ul style="list-style-type: none"> Door control for: <ul style="list-style-type: none"> Material handling equipment Packaging machinery Textile machinery Small construction machinery 	<ul style="list-style-type: none"> Pre-wired switch with positive opening 	<ul style="list-style-type: none"> Slow action <ul style="list-style-type: none"> 1NC 1NC + 1NO (BBM)ⓐ 1NC + 1NO (MBB)ⓑ 			 924CE only EN 60947-5-1-3 24CE only	<ul style="list-style-type: none"> Compact design Miniature and pre-wired switch Stackable Sealing IP 66 or 67 Operating temperature: 0 °C to 70 °C / 32 °F to 158 °F Contact spacing: 3 mm / 0.11 in Positive opening 	 Mounting holes 25 mm / 0.98 in

ⓐBBM: Break before Make
 ⓑMBB: Make before Break

Cable Pull Safety Switch for Perimeter Emergency Stop

TYPICAL APPLICATIONS		FUNCTIONS	CONTACTS	APPROVALS	FEATURES	DIMENSIONS in mm/ in		
<p>Cable Pull Safety Switch Single Head</p> 	<ul style="list-style-type: none"> Cable pull switch for: <ul style="list-style-type: none"> - Conveyor systems in manufacturing plants and factories - Conveyor systems with high vibration - Conveyor systems that experience wide temperature swings - Long conveyor systems where easy through wiring, or highly visible trip status is required - Hose down conditions - Packaging equipment - Assembly lines 	<ul style="list-style-type: none"> Cable actuated safety switch with positive opening Latches on pull and slack to meet EN 418 	<ul style="list-style-type: none"> . 1NC / 1NO . 2NC / 2NO . 3NC / 1NO . 4NC <p>Gold contacts available</p>	 <p>Applied for</p>	<ul style="list-style-type: none"> Latches on both slackened cable and pull cable Tension indicator for easy adjustment Typical cable span of 76 m (250 ft) with a temp change of $\pm 17^{\circ}\text{C}$ ($\pm 30^{\circ}\text{F}$) if an endspring is used Large wiring cavity with straight through wiring Sealing IP 67 / NEMA 1, 4, 12, 13 Single high intensity LED available 		<p>1CPS</p> 	<p>1CPS</p> <p>2CPS</p> <p>CLSX</p>
<p>Cable Pull Safety Switch Dual Head</p> 	<ul style="list-style-type: none"> Cable pull switch for: <ul style="list-style-type: none"> - Long conveyor systems - Conveyor systems with high vibration and wide temperature swings - Long conveyor systems where easy through wiring, or highly visible trip status is required - Hose down conditions are present 	<ul style="list-style-type: none"> Cable actuated safety switch with positive opening Latches on pull and slack to meet EN 418 	<ul style="list-style-type: none"> Gold plated contact: <ul style="list-style-type: none"> . 2NC / 2NO . 3NC / 1NO . 4NC 	 <p>EN 60947-5-5-5</p>	<ul style="list-style-type: none"> Rugged, heavy duty metal body Tension indicator for easy adjustment Slackened/pulled cable detection Maximum cable length in a single direction is 76 m (250 ft) and 152 m (500 ft) in dual directions $\pm 8^{\circ}\text{C}$ / 15°F temperature tolerance Large wiring cavity with straight-through wiring Multi-cluster LED indicator available 			
<p>Explosion-Proof Cable Pull Safety Switch Single Head</p> 	<ul style="list-style-type: none"> Cable pull switch for: <ul style="list-style-type: none"> - Conveyors in hazardous environments - Grain handling - Petro-Chemical Plants - Process equipment - Paint lines - Power generating 	<ul style="list-style-type: none"> Cable actuated safety switch with positive opening Latches on pull, use two CLSX switches to meet EN 418 	<ul style="list-style-type: none"> . 1NC / 1NO . 2NC . 4NC 	 <p>EN 60947-5-1-3</p>	<ul style="list-style-type: none"> Tension indicator for easy adjustment Broken/Slackened cable detection Snap action head Sealing IP 67 - NEMA 1, 3, 4, 7, 9, 13 60 m / 200 ft max. cable length 	